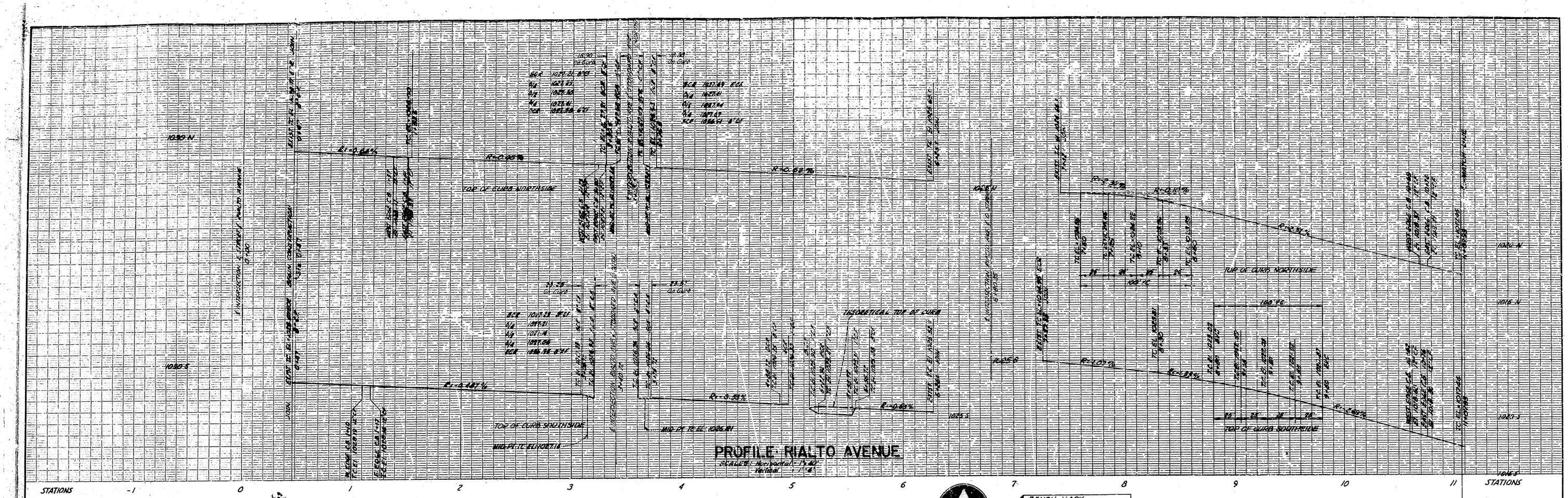

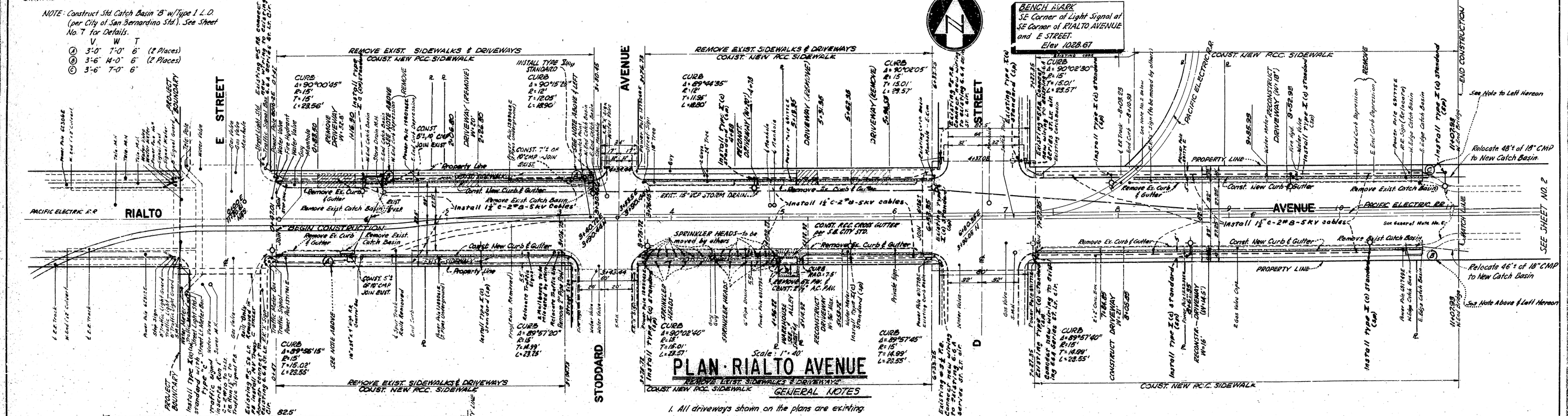

PLAN · RIALTO AVENUE

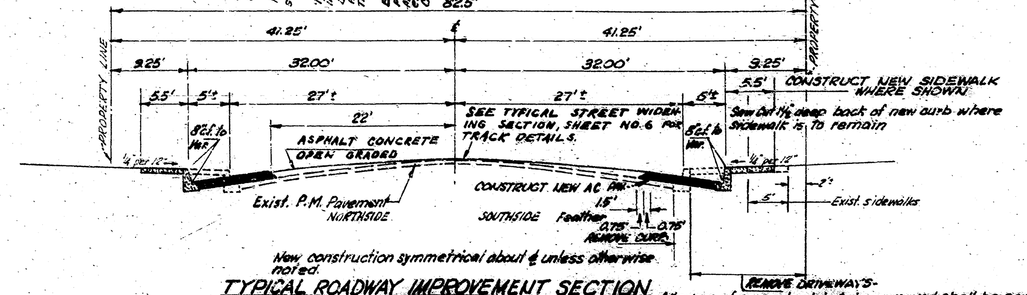

New construction symmetrical about ℄ unless otherwise noted.

TYPICAL ROADWAY IMPROVEMENT SECTION
No Scale

All edges of concrete slabs to be removed shall be sawed 1½" deep before removal unless construction or expansion joint exists at removal line.

GENERAL NOTES

1. All driveways shown on the plans are existing.
2. Pacific Electric Railway to remove and replace 270 sq. ft. of paving and construct 30 ft. of track to provide for reconstruction of curb and gutter at no cost to contractor. (See station 8+00 No. Side)
3. Cut all sidewalk pipe drains at new curb face - See detail drawing No. 6
4. All items belonging to the various R/R to be removed and relocated by them at no cost to the contractor.
5. In order to join new curb to existing curb at bridge over Warm Creek, remove old curb to the P.R.C.s. which are approximately 15 feet from either end of the bridge (Sta. 10+93± (Sta. 12+25±)
6. Slight adjustment of gutter grade may be made during construction to meet existing improvement elevations.
7.
8. Sidewalk scorings and expansion joints in new construction shall be done to match existing or as set forth in Sec. 73 of Standard Specifications, Dept. of Public Works, State of California.
9. "Work by others" -------- See P 409 of Specifications.

NO.	DATE	REVISIONS	BY
1	9-23-63	UPDATE PLANS-SUBSTITUTE SIERRA WAY FOR STODDARD AVE.	D.C.H.

NOTE: SEE SHEET NO. 6 FOR DETAILS

REDEVELOPMENT AGENCY OF THE CITY OF SAN BERNARDINO	DEPARTMENT OF PUBLIC WORKS CITY OF SAN BERNARDINO
MEADOWBROOK PROJECT AREA NO. 1 CALIF. R-10	RIALTO AVENUE (FROM E STREET TO WARM CREEK CHANNEL)
ACCEPTED BY: D. C. Hulbert STAFF ENGINEER REGISTERED CIVIL ENGINEER NO. 7871	SUBMITTED BY: Joseph E. Bowden REGISTERED CIVIL ENGINEER NO. 5344 APPROVED: Dec. 14, 1961 Asst. CITY ENGINEER CIVIL ENGINEER NO. 7844
	DRAWING NO. 87 of 2875 SHEET 1 OF 10 SHEETS J.E.B.

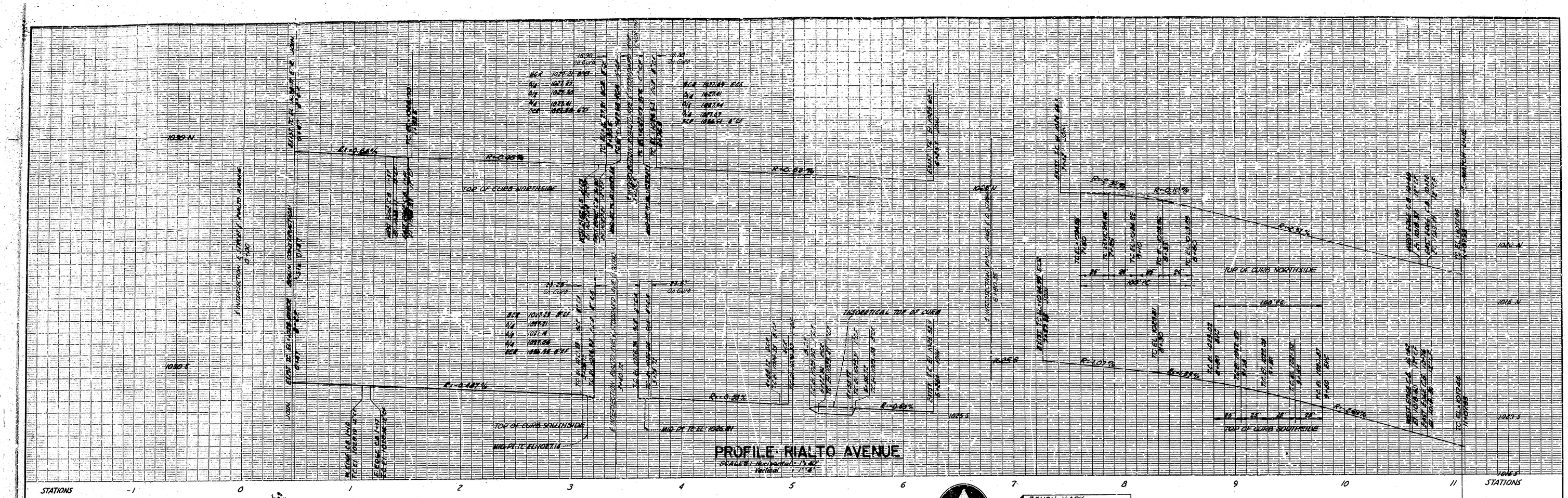
PROFILE RIALTO AVENUE
SCALES: Horizontal 1" = 40'
Vertical 1" = 4'
TOP OF CURB NORTHSIDE
TOP OF CURB SOUTHSIDE
THEORETICAL TOP OF CURB
STATIONS
-1
0
1
2
3
4
5
6
7
8
9
10
11
NOTE: Construct Std. Catch Basin "B" w/Type 1 L.D. (per City of San Bernardino Std.). See Sheet No. 7 for Details.
V W T
(A) 3'-0" 7'-0" 6" (2 Places)
(B) 3'-6" 14'-0" 6" (2 Places)
(C) 3'-6" 7'-0" 6"
BENCH MARK
SE Corner of Light Signal at SE Corner of RIALTO AVENUE and E STREET.
Elev 1028.67
RIALTO
AVENUE
E STREET
STODDARD
AVENUE
STREET
PACIFIC ELECTRIC R.R.
PROPERTY LINE
BEGIN CONSTRUCTION
END CONSTRUCTION
SEE SHEET NO. 2
Relocate 48'± of 18" CMP to New Catch Basin.
Relocate 46'± of 18" CMP to New Catch Basin.
Scale: 1" = 40'
PLAN · RIALTO AVENUE
REMOVE EXIST. SIDEWALKS & DRIVEWAYS
CONST. NEW P.C.C. SIDEWALK
GENERAL NOTES
1. All driveways shown on the plans are existing.
2. Pacific Electric Railway to remove and replace 270 sq. ft. of paving and construct 30 ft. of track to provide for reconstruction of curb and gutter at no cost to contractor. (See station 8+00 No. Side)
3. Cut all sidewalk pipe drains at new curb face - See detail drawing No. 6
4. All items belonging to the various R/R to be removed and relocated by them at no cost to the contractor.
5. In order to join new curb to existing curb at bridge over Warm Creek, remove old curb to the P.R.C.s. which are approximately 15 feet from either end of the bridge (Sta. 10+93± (Sta. 12+25±)
6. Slight adjustment of gutter grade may be made during construction to meet existing improvement elevations.
7.
8. Sidewalk scorings and expansion joints in new construction shall be done to match existing or as set forth in Sec. 73 of Standard Specifications, Dept. of Public Works, State of California.
9. "Work by others" -------- See P 409 of Specifications.
NOTE: SEE SHEET NO. 6 FOR DETAILS
TYPICAL ROADWAY IMPROVEMENT SECTION
No Scale
New construction symmetrical about ℄ unless otherwise noted.
All edges of concrete slabs to be removed shall be sawed 1½" deep before removal unless construction or expansion joint exists at removal line.
REDEVELOPMENT AGENCY OF THE CITY OF SAN BERNARDINO
MEADOWBROOK PROJECT AREA NO. 1 CALIF. R-10
DEPARTMENT OF PUBLIC WORKS
CITY OF SAN BERNARDINO
RIALTO AVENUE (FROM E STREET TO WARM CREEK CHANNEL)
ACCEPTED BY:
STAFF ENGINEER
REGISTERED CIVIL ENGINEER NO. 7871
SUBMITTED BY
REGISTERED CIVIL ENGINEER NO. 5344
APPROVED
CITY ENGINEER
REGISTERED CIVIL ENGINEER NO. 7871
DRAWING NO. 2875
SHEET 1 OF 10 SHEETS
1 9-23-63 UPDATE PLANS-SUBSTITUTE SIERRA WAY FOR STODDARD AVE. D.C.H.
NO. DATE REVISIONS BY